

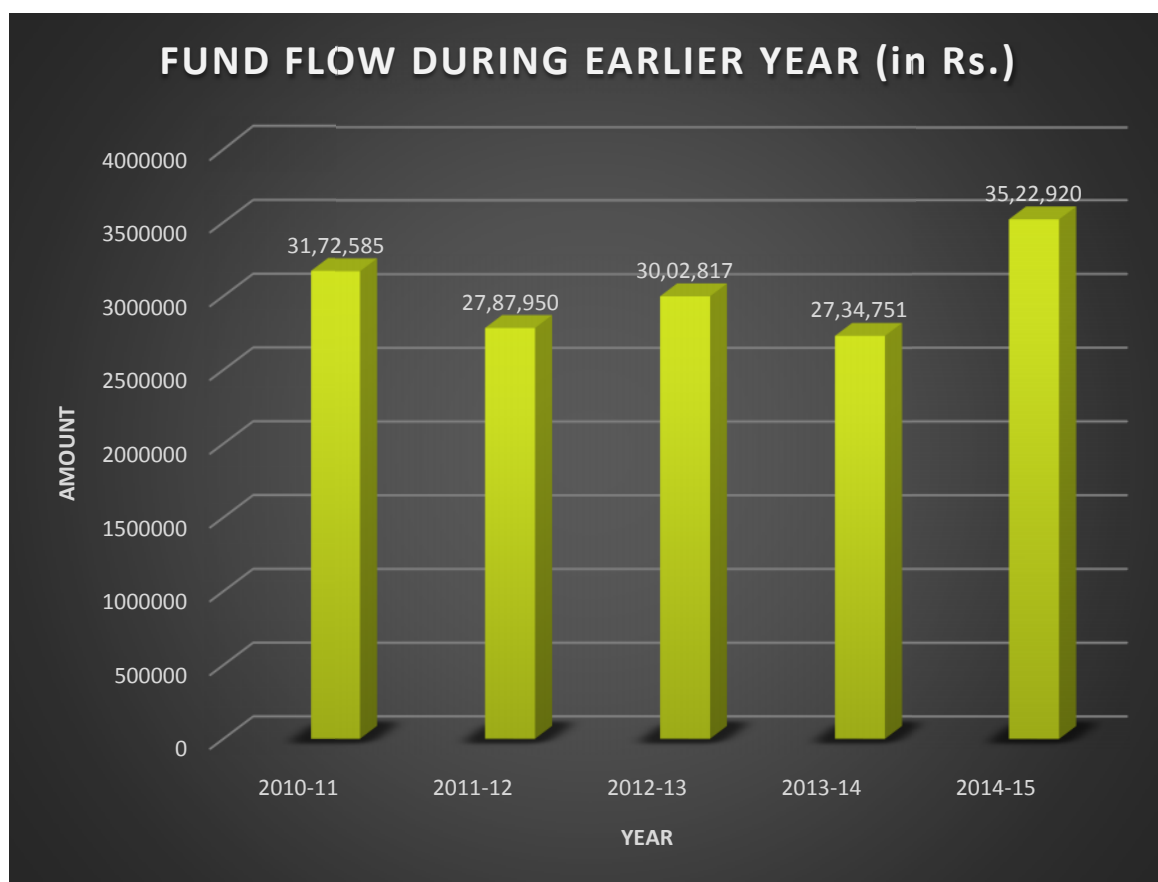
## **Core Schemes**

1. Development of Mulberry Production.
2. Marketing support to Mulberry Seed Rearers.
3. Purchase of Tasar, Muga & Eri seed cocoons, DFLs, Castor seed & Som seedling including transportation cost of Som seedlings.
4. Procurement of fertilizer and manure.
5. Institutional Finance for development of Sericulture.
6. Development of Sericulture in the State through SHG.
7. Strengthening of Surveillance system at Government Establishments.
8. Payment of stipend to the Sericulturists under the Human Resource Development Project.

## 1. NAME OF SCHEME - Development of Mulberry Production

Every year, this Directorate has set a target for Extension of additional acreage of land under new plantation of Mulberry. For this purpose, planting materials are either required to be supplied to the intending farmers from the Government Farms at a subsidized rate or the same would be directly procured from the Kishan Nurseries at private level and to be supplied to the beneficiaries at subsidized rates for development of Mulberry production. The cost towards transportation of planting materials i.e. Mulberry cuttings/saplings beyond 10 K.M. from the source of supply is borne by the Government to reduce the financial hardship of the new farmers under the scheme.

FUND FLOW DURING EARLIER YEARS (in Rs.)				
2010-11	2011-12	2012-13	2013-14	2014-15
31,72,585	27,87,950	30,02,817	27,34,751	35,22,920

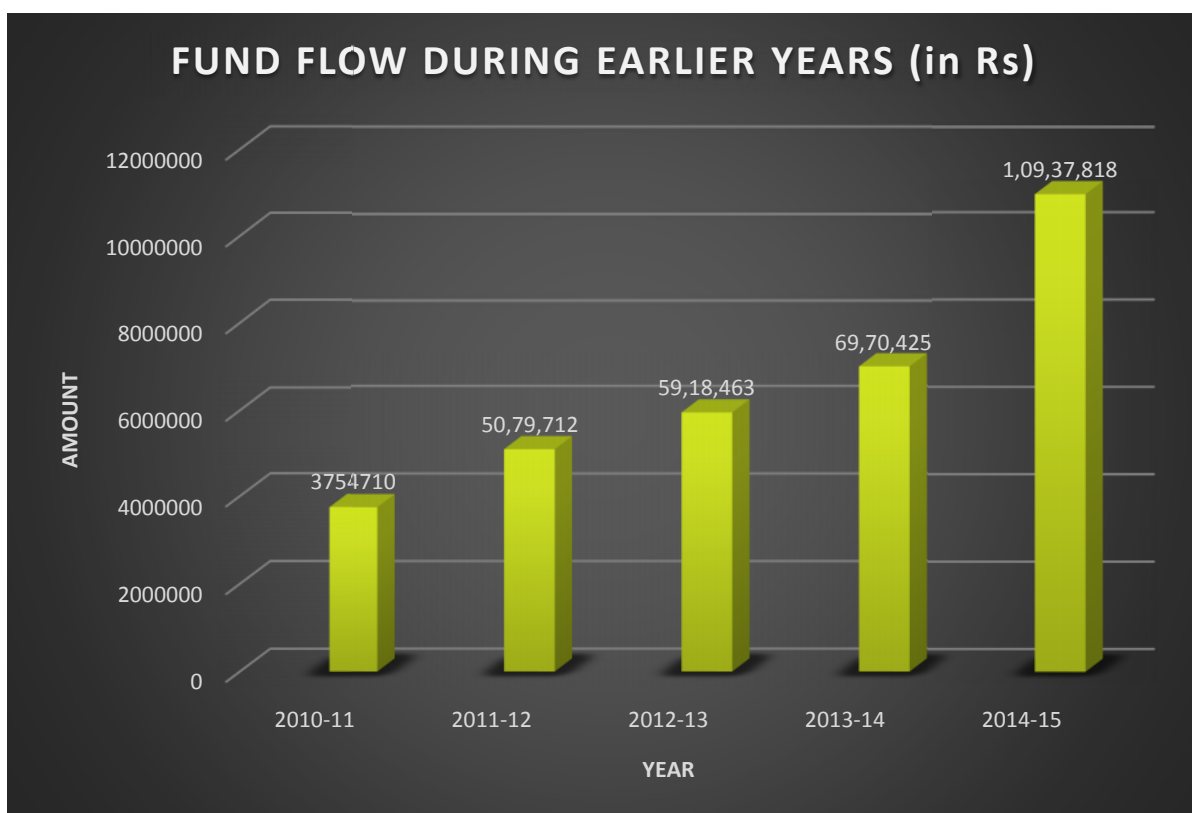


[Type here]

## 2. NAME OF SCHEME - Marketing support to Mulberry Seed Rearers

It has been experienced in recent past that the Govt. Units' participation in cocoon marketing ensures remunerative price throughout the country. On the other hand, Govt. Grainages require substantial quantity of quality seed cocoons from the seed growers to be purchased at Govt. rate to run the Grainages at full capacity. As such, financial support is needed from the Govt. to boost up the productivity of the Govt. Grainages to the maximum level and also to ensure remunerative price to the Seed Growers. This would also protect them from distress sale of Seed Cocoons in season and out of season. Now, in order to ensure apt marketing support to Mulberry Seed Rearers in time, the very Scheme of marketing support to Mulberry Seed Rearers has been initiated and continued.

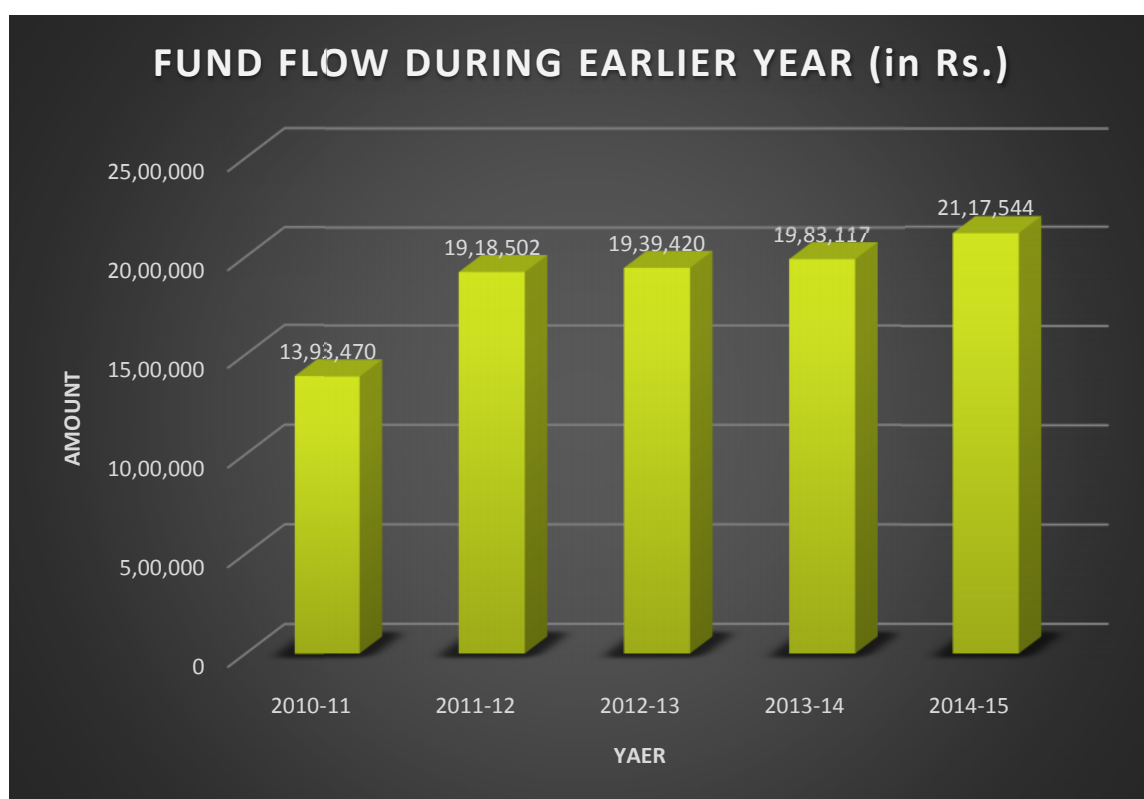
FUND FLOW DURING EARLIER YEARS (in Rs.)				
2010-11	2011-12	2012-13	2013-14	2014-15
3754710	50,79,712	59,18,463	69,70,425	1,09,37,818



### 3. NAME OF SCHEME-Purchase of Tasar, Muga & Eri seed cocoons, DFLs, Castor seed & Som seedling including transportation cost of Som seedlings

Non-Mulberry Sericulture deals in Tasar, Muga & Eri Silk. Most of the rearers under this Vanya sector belong to SC & ST categories. A programme has been taken up for all-round strengthening of the Non-Mulberry Sector during XII five year Plan. Tasar & Eri seed cocoons and dfls, Muga seed cocoons, dfls and Som seedling as well as Castor seed will be procured for distribution of the same to the Rearers. Moreover, transportation cost of Som seedlings would be borne by the Government to reduce the financial hardship of the new farmers under the scheme.

FUND FLOW DURING EARLIER YEARS (in Rs.)				
2010-11	2011-12	2012-13	2013-14	2014-15
13,93,470	19,18,502	19,39,420	19,83,117	21,17,544

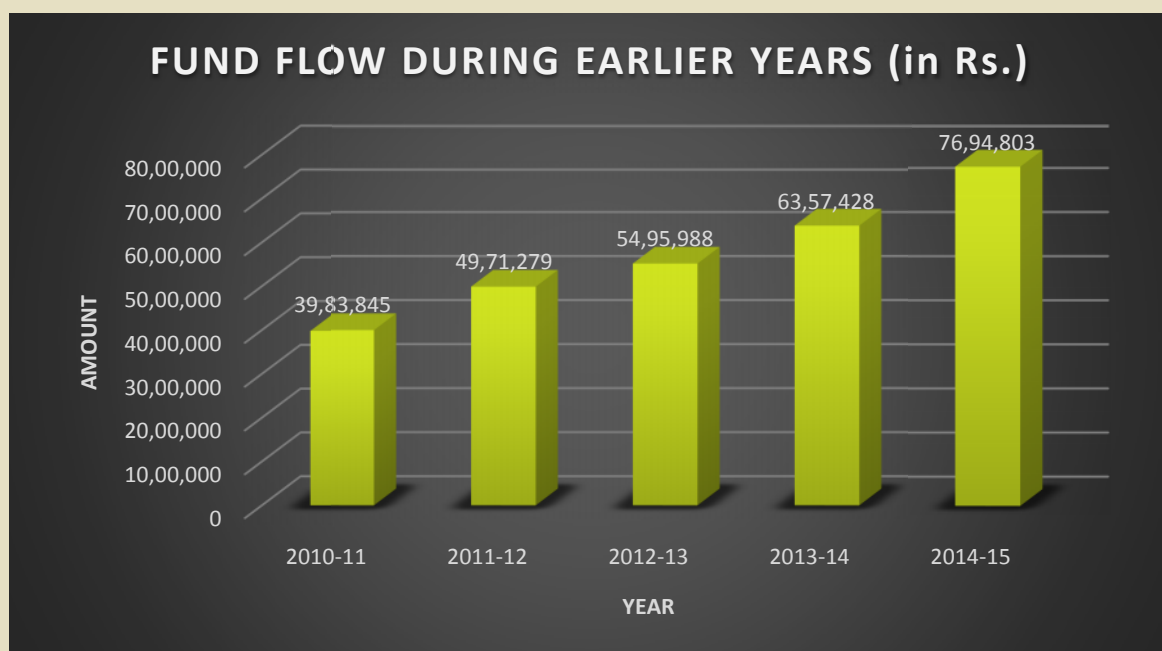


[Type here]

#### 4. NAME OF SCHEME - Procurement of fertilizer and manure

This scheme aims at facilitating application of the fertilizer and manure to the host plantation at Government Farms with a view to enhance soil fertility for the purpose of maintenance of plants properly for ensuring supply of good quality leaves for rearing and sizeable planting materials required for extension of acreage in this state.

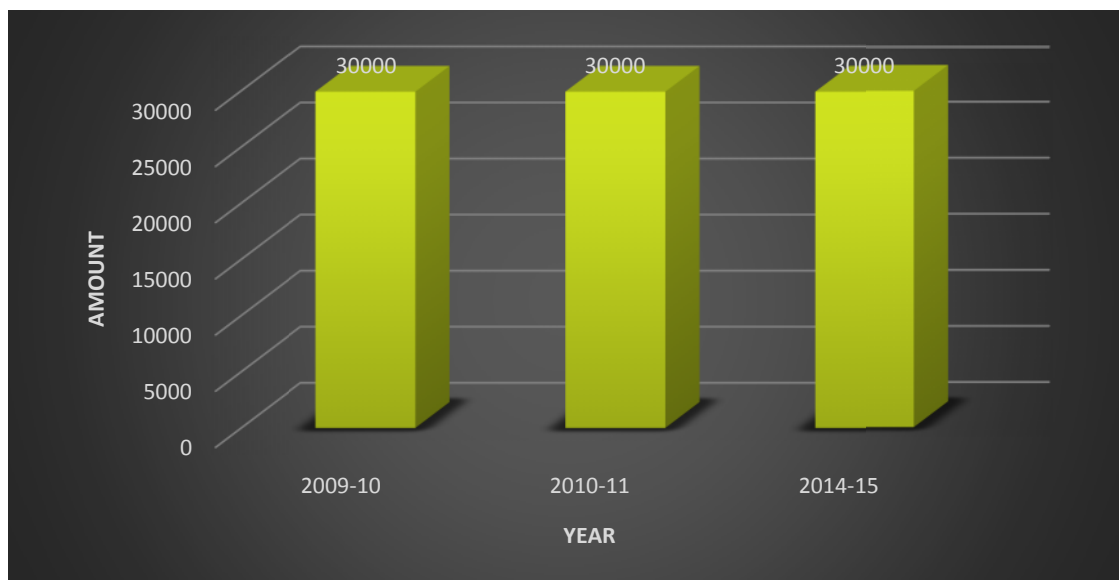
FUND FLOW DURING EARLIER YEARS (in Rs.)				
2010-11	2011-12	2012-13	2013-14	2014-15
39,83,845	49,71,279	54,95,988	63,57,428	76,94,803



## 5.NAMEOF SCHEME- Institutional Finance fordevelopmentof Sericulture

The main function of this Directorate is to promote and spread Sericultureactivitiesamongtherearers.Theserearersaremainlypoorand belong tothe group witmarginal and small land holding capacity. Sericulture can become their mainsourceoflivelihood withminimum investment. In orderto provide support to these economically backward rearers,thisDirectorateownsaschemeforInstitutional Finance for development of Sericulture under which Sericulturistsare given subsidy linked with matching Bank loan for construction of rearing houses andprocurement ofrearingappliancesetc.

2009-10	2010-2011	2014-15
30000	30000	30000

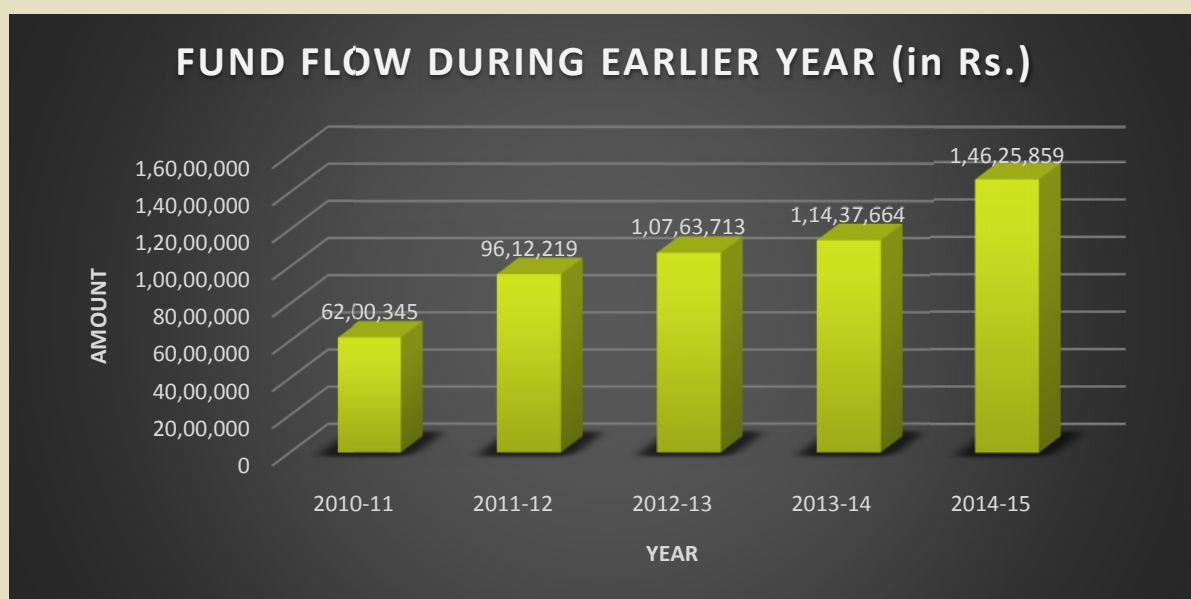


[Type here]

## 6. NAME OF SCHEME- Development of Sericulture in the State through SHG

There are 62 nos. of Sericulture farms in the State with an area of approximately 1370 acres of land, out of which about 900 acres is under cultivation. There is further scope to bring another 150 acres under cultivation which is lying fallow at present. The existing effective manpower necessary to drive the growth and development of Sericulture sector in the state is inadequate. For the management of Sericulture farms, the role played by the Resham Karmees is very crucial. However, the State Govt. has declared the said posts as 'dying Cadre' and no further recruitment to the vacancies in this post is possible. Besides this, many of the Resham Karmees are not physically capable of doing the arduous task of cultivation works in the Sericulture Farms. There is also a shortage of manpower in the Rearing and Grainage activities in the Sericulture Farm. The best way to do the job is through formation of Self Help group (SHG)- the roadmap for which has been agreed to by the State Government, few years back and resulted in introduction of the aforesaid scheme.

FUND FLOW DURING EARLIER YEARS (in Rs.)				
2010-11	2011-12	2012-13	2013-14	2014-15
62,00,345	96,12,219	1,07,63,713	1,14,37,664	1,46,25,859



7.

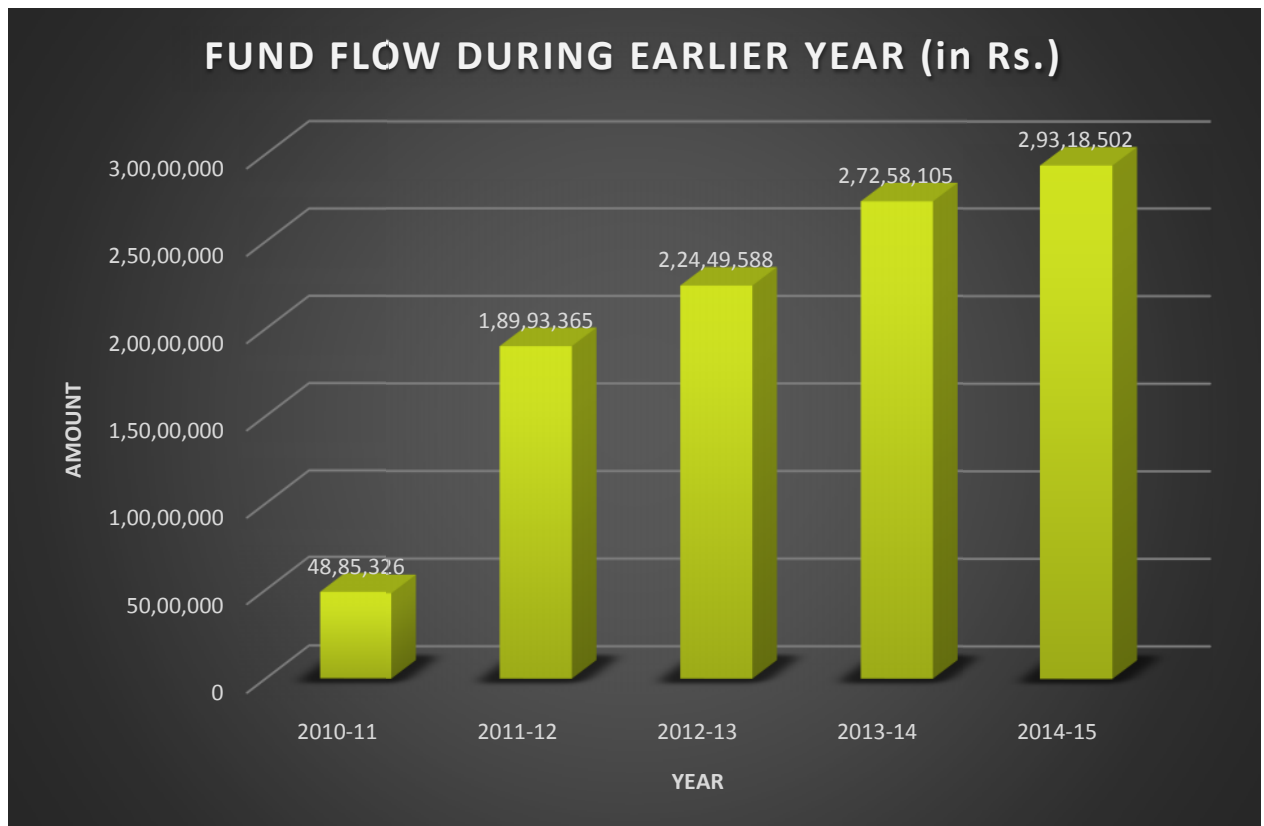
NAME OF SCHEME-

## Strengthening of Surveillance system at Government Establishments

There are 68 nos. of Sericulture farms in the State with an area of approximately 1370 acres of land apart from a good No. of Grainages, Zonal and district Offices located in various Districts. These farms are the places where major Sericultural activities like Mulberry cultivation, Rearing of Silk worm, preparation of Disease Free Laying etc. are carried out on a regular basis throughout the year. Of late, these Farms have been facing serious manpower constraint in day to day works due to gradual ageing and superannuation of Resham Karmees. At the same time, no fresh recruitment to these posts is permissible because of their supernumerary nature. Keeping in view the increasing incidents of thefts and robberies in the Govt. Farms/Offices, no option was left other than engaging Resham Karmees in watch and ward duties which made further curtailment of manpower available in the field for Sericultural activities. The matter relating to guarding of these Sericulture Farms through deployment of Private Security Personnel was under active consideration of the Government and the approval in this regard was received vide GO No. 0027/EOSS/MSET/C-IV/Dte. Of Textiles (Seri) Dated 08.01.2010 with the concurrence of the Finance Department under their U.O. No: 4139 Group-P (Service) Dated 06.01.2010 stipulating that the total No. of Security Personnel may be limited to 281 and that they may be engaged through Rajya Sainik Board. Eventually, the aforesaid scheme comes into existence.

FUND FLOW DURING EARLIER YEARS (in Rs.)				
2010-11	2011-12	2012-13	2013-14	2014-15
48,85,326	1,89,93,365	2,24,49,588	2,72,58,105	2,93,18,502





8. NAME OF SCHEME-Payment of stipend to the Sericulturists under the Human Resource Development Project

[Type here]

Promotion and spreading of Sericulture activities among the intending beneficiaries is the main thrust area of this Directorate. As Sericulture activities require certain skill and updated technical knowledge, necessary training is required to be imparted to the new as well as existing Rearing, Reeling, and Spinner etc. on regular mode under the Human Resource Development Project. During the training period, stipend is paid to them as incentive and also as a token compensation for loss of earning from other possible source/s, if any.

FUND FLOW DURING EARLIER YEARS (in Rs.)				
2010-11	2011-12	2012-13	2013-14	2014-15
23,17,000	22,95,000	18,60,500	18,36,000	19,45,500

